

Goanna Planner Prediction Resources to introduce **Wanha Moṅuktja Gapu?**

Lesson 1: Introduce the new book and activate prior knowledge.

Before reading (don't read or show the book yet!)

1. Chart 1: (or butcher's paper) Get the students interest – show a real item if you can, or a photo, picture. Ask students what they already know about the sea/ocean (fill in inner circle, can write students names next to their comments if you want assessment record)
2. Chart 2: As a whole group on A3, make dot to dot connections to expand students' ideas – pass around the circle, each student draws one line and says a sentence about what they predict.
3. Chart 3: Use pictures from the book to prompt discussion and prediction (glue onto chart for wall display): yäku?, wanhal?, yol?, nhaltjan?
4. Optional: Start lists of words with pictures: yäku?, nhäthinya?, yol?, djämamirriyam? etc

Lesson 2: Read the book for the first time.

1. Review chart 3 (yäku?, wanhal?, yol?, nhaltjan?) to remember the story ideas, then
2. Read the book
3. Check Chart 2 (dot to dot connections): was each connection yuwalk or nyäl (true or false)?
4. Add extra words to Chart 1 to build on prior knowledge.
5. Add some new words from the book to the word lists (yäku?, nhäthinya?, yol?, djämamirriyam?)
6. Children can go to their desks and complete individual A4 dot to dot connection pages – draw lines and attempt to write some words from the charts now on display; colour in.

Chart 1: Before and after web: Activating prior knowledge

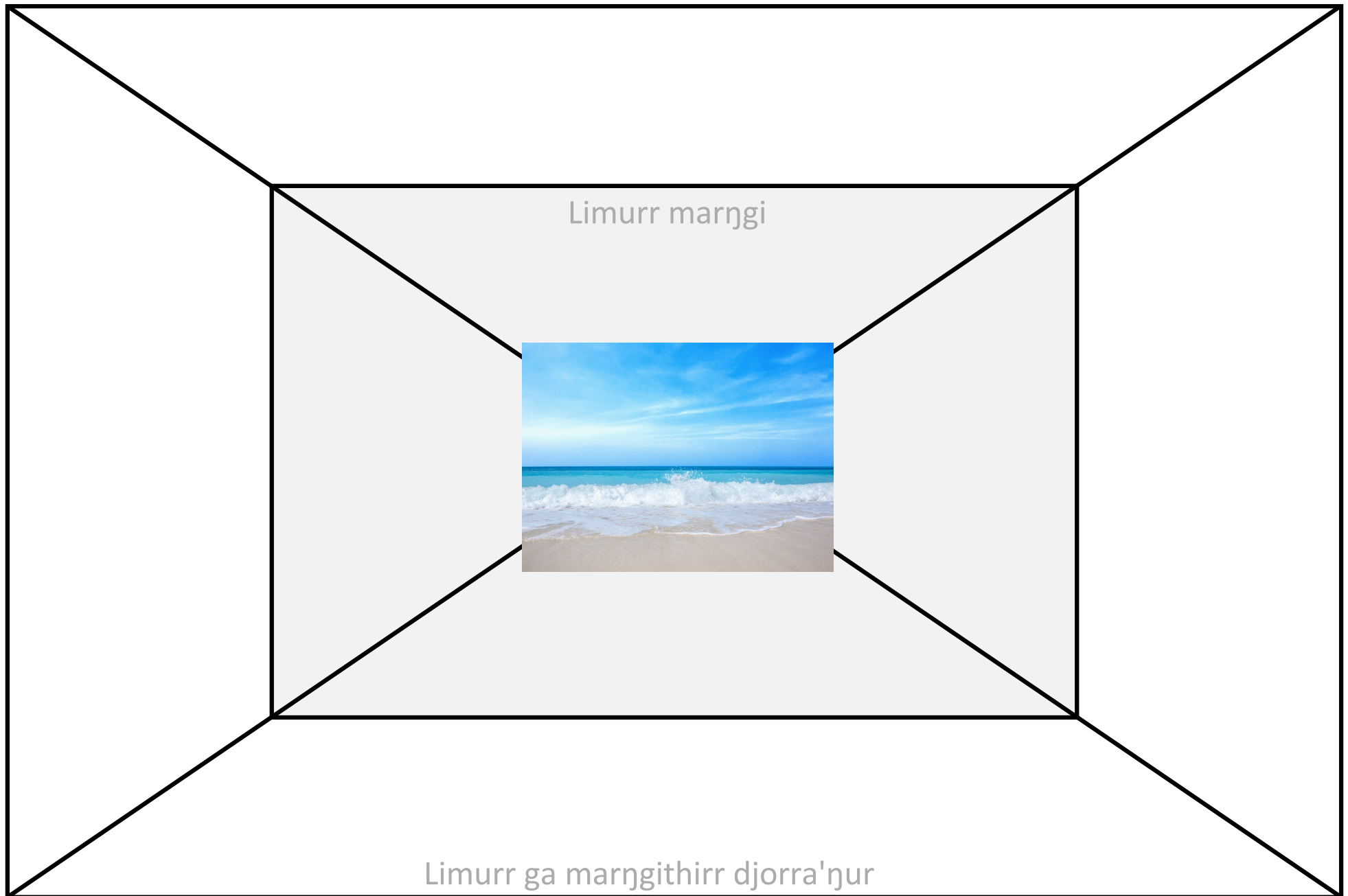


Image to support Chart 1



Yäku: _____

Walu: __ / __ / _____






Chart 2: Dot to Dot connections. Making predictions before reading **Wanha Moḁuktja Gapu?**: draw lines to predict what might go together in this story. Say sentences out loud to the group.


Teacher cheat sheet – to assist with prompting – however all student predictions are good – no wrong answer so encourage all predictions!



Miyapunu – turtle.
The main character who gets lost and is trying to find his way back to sea.



Moṇuktja gapu – sea/sea water.
Within the story, the turtle ends up being so far from home (sea) and is on a mission to find his way back.



Weti' - kangaroo.
One of the characters who help the turtle find its way to the sea.



Gälumay - pelican.
One of the characters who help the turtle find its way to the sea. He attempts to fly him there but drops him on the way.

Chart 3: Match pictures from the book to the correct box, display on the classroom wall


Yäku (book title)

Wanhal (setting)

Yol (characters)

Nhaltjan (plot)

Cut these out before the lesson and present to the students in mixed order, to glue into the correct box of Chart 3.



Wanha Moṅuktja Gapu?



Story by Pat Beattie, Wendy Lewis
Translation by Sherilyn Dhamarragjji, Emma Smolenaers and Fred Munyirinyir