

# Goanna Planner Prediction Resources to introduce **Nāṇḍi'mirriṅu Weṭi' Larruṅal Yothuw Weṭiw'**

## Lesson 1: Introduce the new book and activate prior knowledge.

Before reading (don't read or show the book yet!)

1. Chart 1: (or butcher's paper) Get the students interest – show a real item if you can, or a photo, picture. Ask students what they already know about a baby kangaroo (fill in inner circle, can write students names next to their comments if you want assessment record)
2. Chart 2: As a whole group on A3, make dot to dot connections to expand students' ideas – pass around the circle, each student draws one line and says a sentence about what they predict.
3. Chart 3: Use pictures from the book to prompt discussion and prediction (glue onto chart for wall display): yäku?, wanhal?, yol?, nhaltjan?
4. Optional: Start lists of words with pictures: yäku?, nhäthinya?, yol?, djämamirriyam? etc

## Lesson 2: Read the book for the first time.

1. Review chart 3 (yäku?, wanhal?, yol?, nhaltjan?) to remember the story ideas, then
2. Read the book
3. Check Chart 2 (dot to dot connections): was each connection yuwalk or nyäl (true or false)?
4. Add extra words to Chart 1 to build on prior knowledge.
5. Add some new words from the book to the word lists (yäku?, nhäthinya?, yol?, djämamirriyam?)
6. Children can go to their desks and complete individual A4 dot to dot connection pages – draw lines and attempt to write some words from the charts now on display; colour in.

# Chart 1: Before and after web: Activating prior knowledge

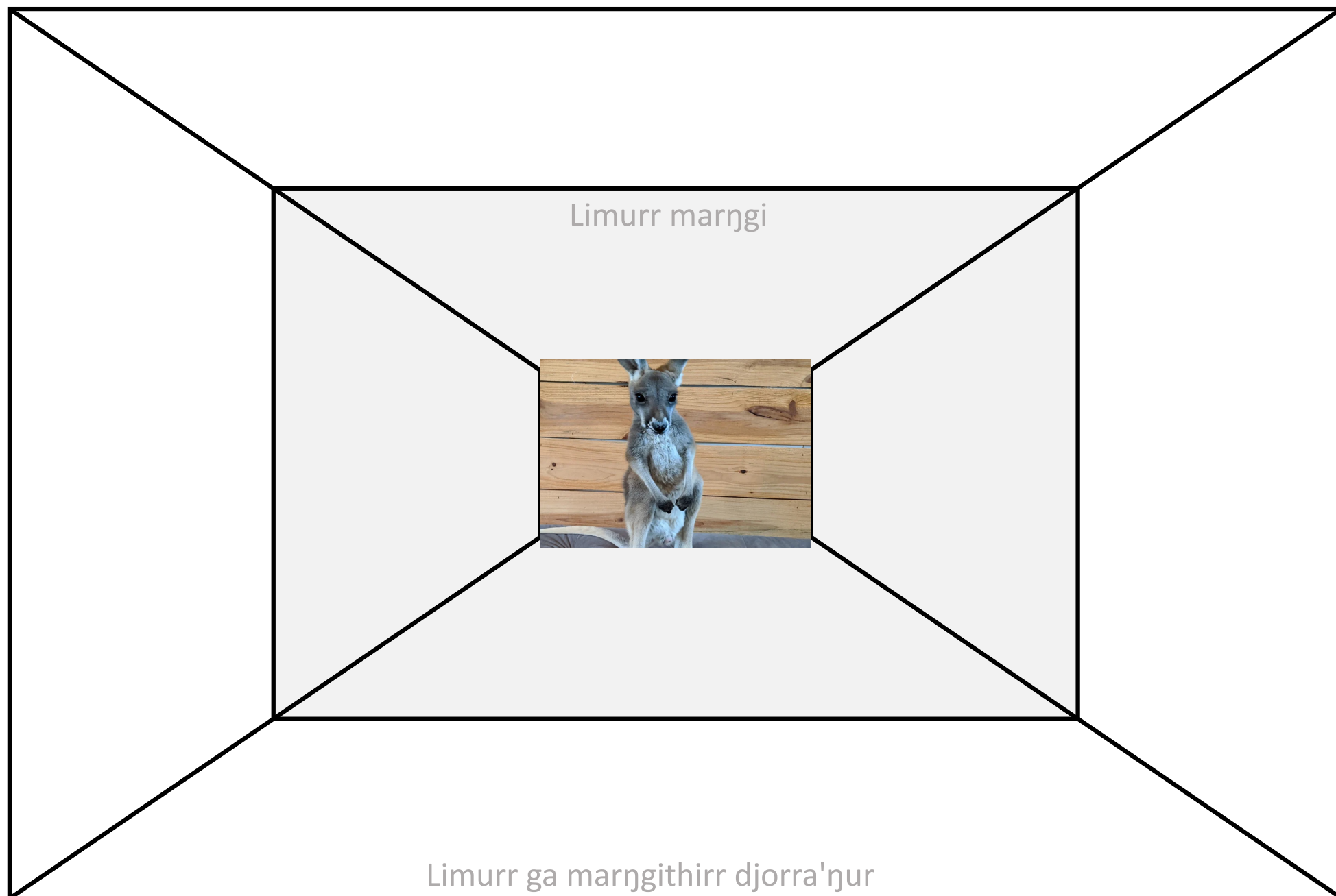


Image to support Chart 1



Yäku: \_\_\_\_\_

Walu: \_\_ / \_\_ / \_\_\_\_




Chart 2: Dot to Dot connections. Making predictions before reading **Nändi'mirriṇu Weṭi' Larruṇal Yothuw Weṭiw'**: draw lines to predict what might go together in this story. Say sentences out loud to the group.

Teacher cheat sheet – to assist with prompting – however all student predictions are good – no wrong answer so encourage all predictions!




Djanda - Goanna. One of the characters in the story that mother kangaroo asked while looking for her child. Djanda did not know where it was.



Gataḷa – Wallaby. The character who knew where baby kangaroo was and told mother kangaroo when she has asked.



Malthirra – Small space. The wallaby told mother kangaroo that her child was here – he was found here sleeping.



Wurrpaṅ' – Emu. One of the characters mother kangaroo asked, looking for her child. Wurrpaṅ' did not know where baby kangaroo was.



Mulmu – grass. Mother kangaroo and baby kangaroo were eating grass at the time baby kangaroo went missing.

Chart 2: Dot to Dot connections. Making predictions before reading **Nāṅḍi'mirriṅu Weti' Larruṅal Yothuw Weṭiw'**: draw lines to predict what might go together in this story. Say sentences out loud to the group.

Chart 3: Match pictures from the book to the correct box, display on the classroom wall

**Yäku** (book title)

**Wanhal** (setting)

**Yol** (characters)

**Nhaltjan** (plot)

Cut these out before the lesson and present to the students in mixed order, to glue into the correct box of Chart 3.

Nändi'mirriṅu Weṭi' Larruṅal  
Yothuw Weṭiw'

