

Goanna Planner Prediction Resources to introduce **Mangatharra Mala gan Njirrimbuŋal.**

Lesson 1: Introduce the new book and activate prior knowledge.

Before reading (don't read or show the book yet!)

1. Chart 1: (or butcher's paper) Get the students interest – show a real item if you can, or a photo, picture. Ask students what they already know about _____ (fill in inner circle can write students names next to their comments if you want for assessment record)
2. Chart 2: As a whole group on A3, make dot to dot connections to expand students' ideas – pass around the circle, each student draws one line and says a sentence about what they are predicting.
3. Chart 3: Use pictures from the book to prompt discussion and prediction (glue onto chart for wall display): yäku?, wanhal?, yol?, nhaltjan?
4. Start lists of words with pictures: yäku?, nhäthinya?, yol?, djämamirriyam? etc

Lesson 2: Read the book for the first time.

1. Read the book
2. Review chart 3 (yäku?, wanhal?, yol?, nhaltjan?) to remember the story ideas, then read the book.
3. Check Chart 2 (dot to dot connections): was each connection yuwalk or nyäl?
4. Add extra information to Chart 1 to build on prior knowledge.
5. Add some new words from the book to the word lists (yäku?, nhäthinya?, yol?, djämamirriyam?)
6. Children can go to their desks and complete individual A4 dot to dot connection pages – draw lines and/or attempt to write some words from the charts now on display; colour in.

Chart 1: Before and after web: Activating prior knowledge

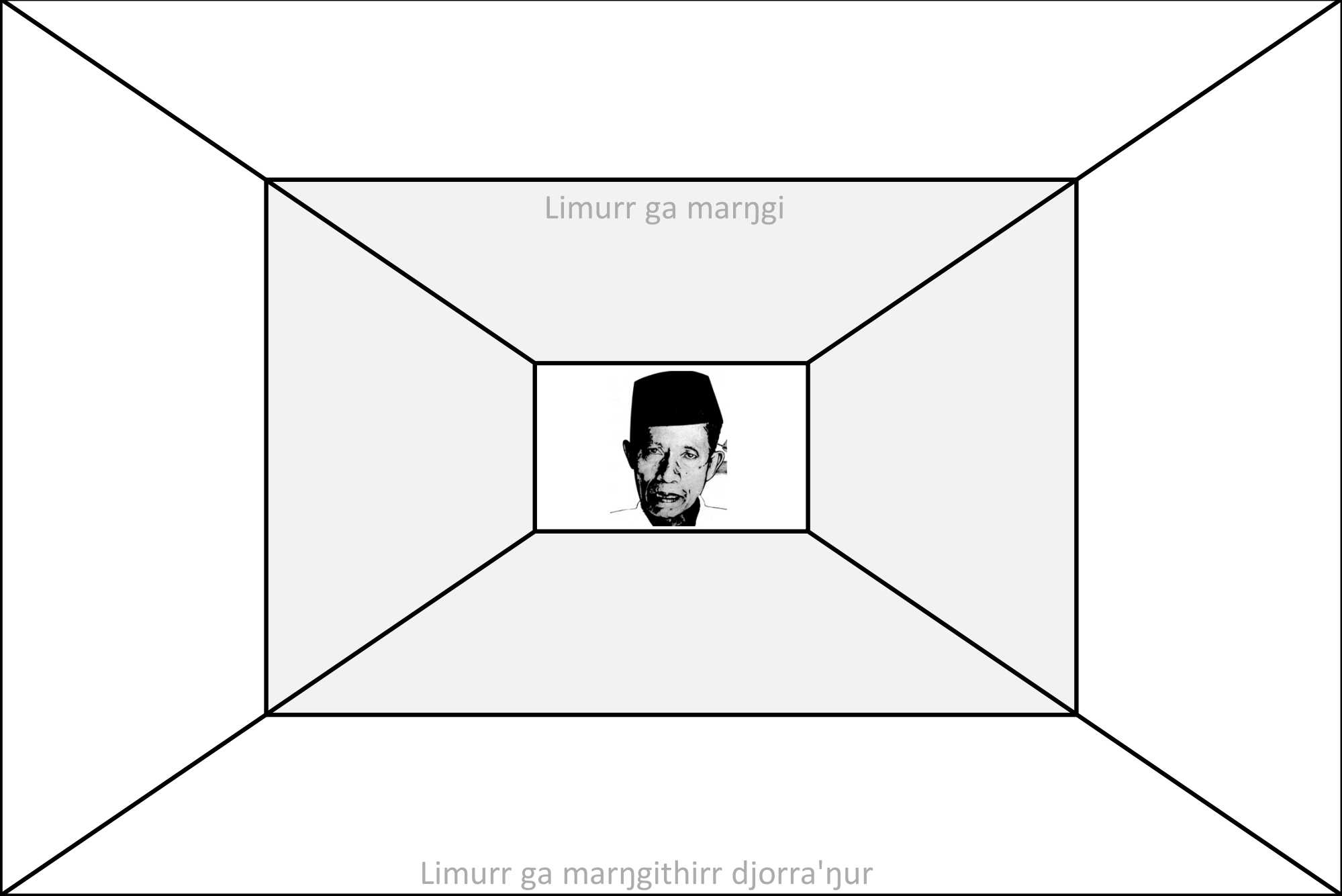


Image to support Chart 1



Yäku: _____

Walu: ___ / ___ / _____







Chart 2: Dot to Dot connections. Making predictions before reading **Mangatharra Mala gan Nirrimbuṅal**: what might go together in this story?

Chart 3: Match pictures from the book to the correct box, display on the classroom wall

Yäku (book title)

Wanhal (setting)

Yol (characters)

Nhaltjan (plot)

Cut these out before the lesson and present to the students in mixed order, to glue into the correct box of Chart 3.

Mangatharra Mala gan Njirrimbuŋal



Western 6-wun

